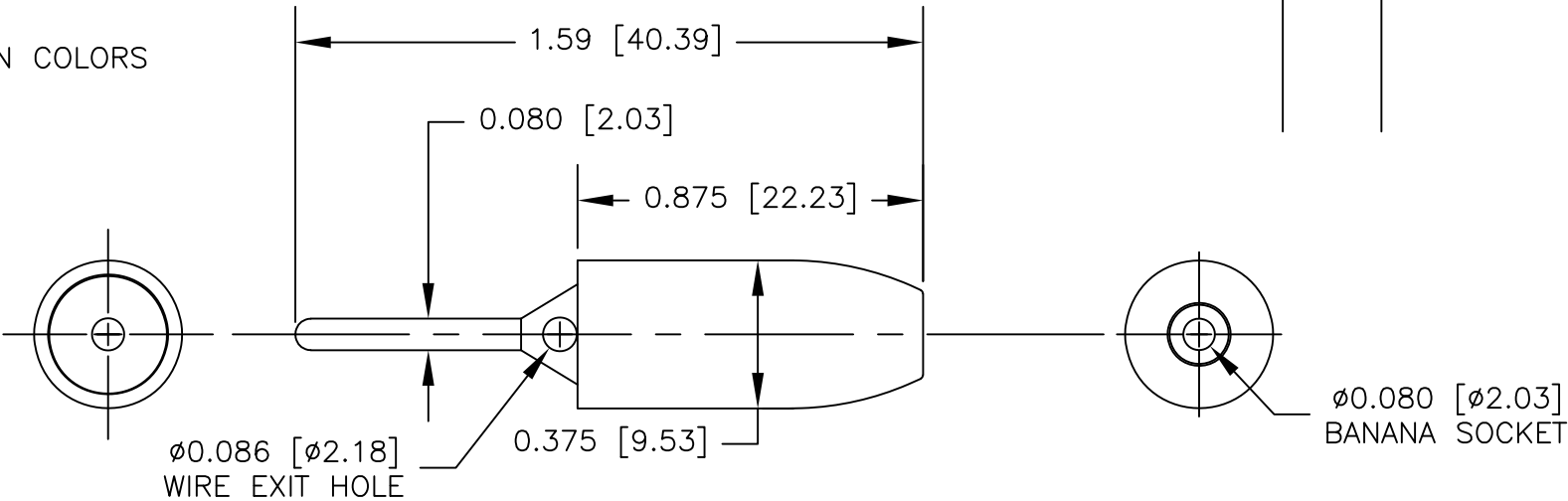
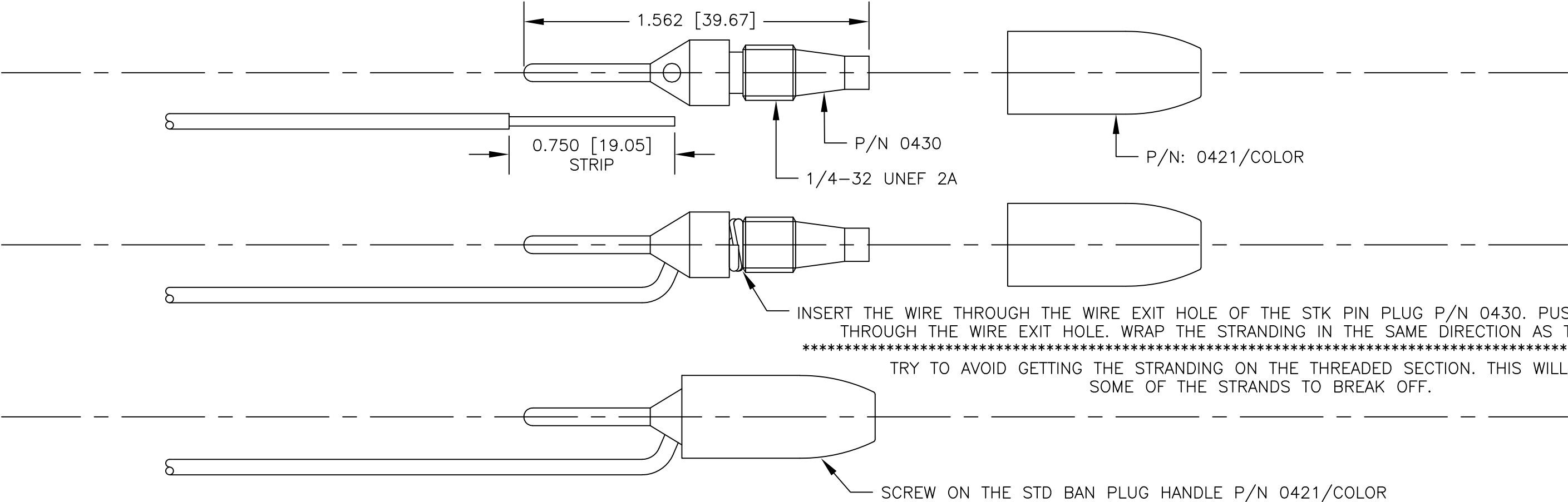


NOTES: UNLESS OTHERWISE SPECIFIED

1. CONSTRUCTION:
HOUSING: MOLDED NYLON AVAILABLE IN ALL TEN COLORS
FRAME: NICKEL PLATED BRASS.
2. PERFORMANCE:
MAXIMUM CURRENT: 10 AMPS
MAXIMUM VOLTAGE: 3500 VRMS
MAXIMUM TEMPERATURE: 200°F (93°C)

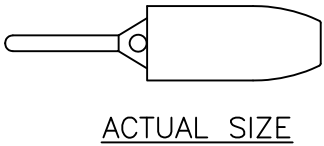


ASSEMBLY INSTRUCTIONS



INSERT THE WIRE THROUGH THE WIRE EXIT HOLE OF THE STK PIN PLUG P/N 0430. PUSH THE STRANDING THROUGH THE WIRE EXIT HOLE. WRAP THE STRANDING IN THE SAME DIRECTION AS THE THREADS.

TRY TO AVOID GETTING THE STRANDING ON THE THREADED SECTION. THIS WILL CAUSE SOME OF THE STRANDS TO BREAK OFF.



| | | | | | | | | |
|-------------|---------|---|--------------|------|--|----------------------------------|----------------|-------------|
| | | UNLESS OTHERWISE SPECIFIED DIMENSIONS ARE IN INCHES TOLERANCES ARE: FRACTIONS DECIMALS ANGLES $\pm N/A$.XX $\pm N/A$ $\pm N/A$.XXX $\pm N/A$ | CONTRACT NO. | | E-Z-HOOK DIVISION OF TEKTEST INC. ARCADIA, CA 91006 U.S.A. | | | |
| | | | APPROVALS | DATE | | | | |
| | | | DRAWN | R.L. | 7/17 | DESCRIPTION STACKING PIN PLUG | | |
| | | | APPROVED BY | | | | | |
| | | MATERIAL SEE NOTE | | | | SIZE | CODE IDENT NO. | DRAWING NO. |
| | | FINISH SEE NOTE | | | | B | 08505 | 9204 |
| NEXT ASSY | USED ON | | | | | SCALE | 2:1 | |
| APPLICATION | | DO NOT SCALE DRAWING | | | | SHEET 1 OF 1 | | |